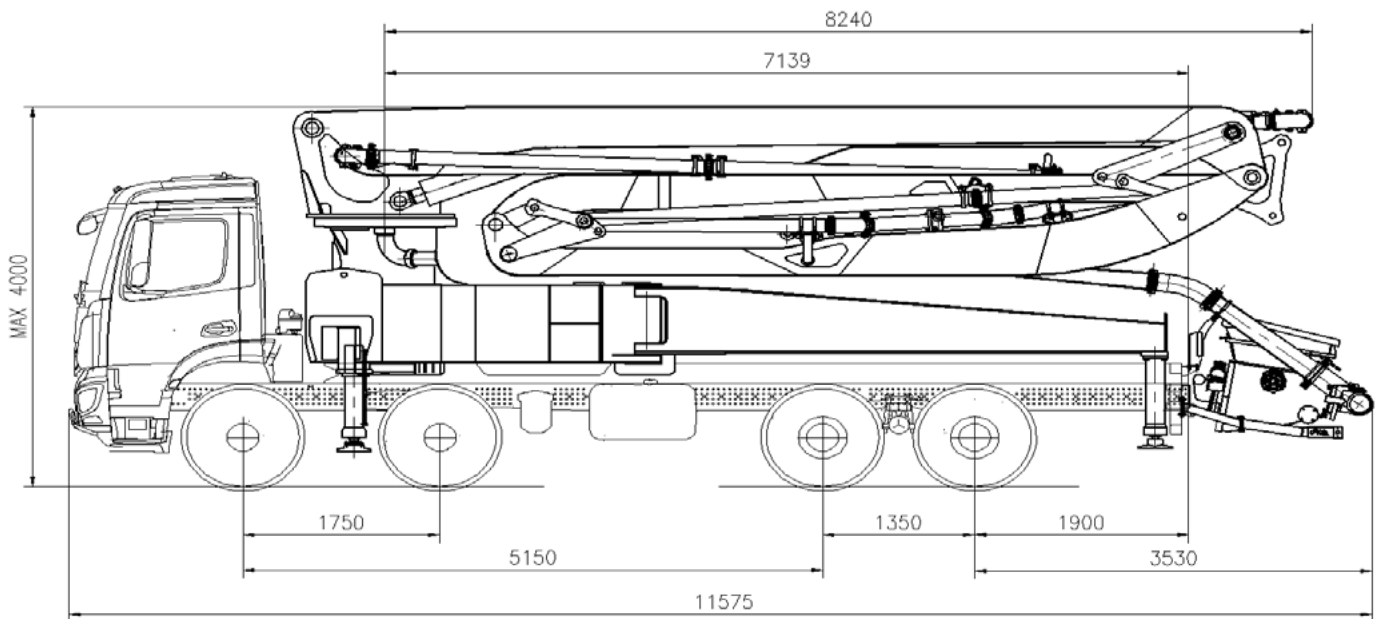


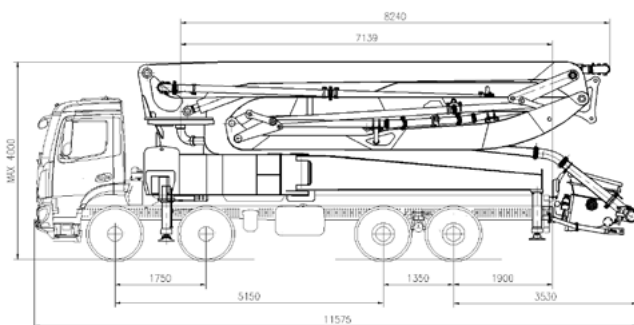
**Easy to use**  
**High-efficiency pumping unit**  
**5-section boom**

## TRUCK-MOUNTED CONCRETE BOOM PUMP

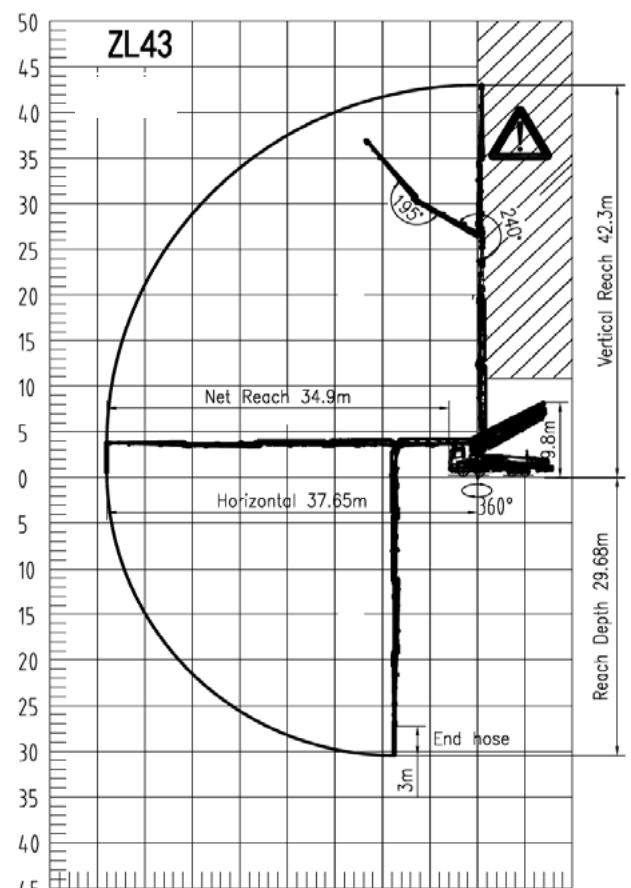
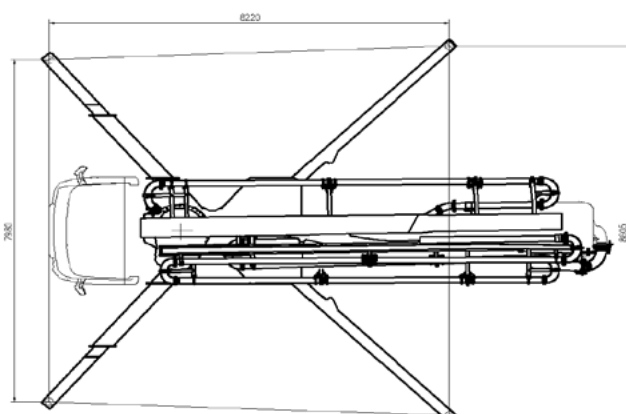
Placing boom	ZL43
Pumping unit	1708
Driven by	Truck PTO or Gear box
Chassis	4 axles



### Dimensions



*Dimensions varying according to truck assembly*



## Standard equipment

Placing boom 5RZ 43 with 5 sections, "RZ" folding system  
 Concrete delivery pipes: Double layer type, inner layer 63HRC  
 Two proportional radio remotes, 3 joysticks  
 Concrete hopper with agitator  
 Vibrator on hopper grid  
 Centralized lubrication system for pumping unit  
 Wear components: S-valve, wear plate and cutting ring with hard-carbide inserts. Delivery cylinders: chrome-plated  
 7" colour LCD machine-management display  
 ZLSC Zoomlion Stability Control  
 Water tank 600 l  
 Water pump (60 bar - 15 l/min)  
 Side marker lights  
 4x support plates and casing  
 Rear steps, left and right side  
 Handrail on rear steps  
 Horn on the boom  
 Closed boom warning device  
 Painting: Zoomlion 3-colors  
 EU road approval kit (sidebars, rear protection)  
 CE certification & documentation  
 2 Use & Maintenance manuals

## Main Parameters

### Pumping unit

Model		1708
Maximum theoretical output	m <sup>3</sup> /h	170
Maximum pressure on concrete	bar	88
Concrete cylinders (diam. x stroke)	mm	260x2100
Concrete hopper capacity	l	550
Hydraulic circuit		Open

### Boom

Model		5RZ 43
Pipeline diameter	mm	125
Maximum vertical reach	m	42.3
Maximum horizontal distance (from center of slewing axis)	m	37.65
Minimum unfolding height	m	9.8
Number of sections	No.	5
1 <sup>st</sup> section opening angle	°	90
2 <sup>nd</sup> section opening angle	°	180°
3 <sup>rd</sup> section opening angle	°	180°
4 <sup>th</sup> section opening angle	°	240°
5 <sup>th</sup> section opening angle	°	195°
Rotating angle	°	+/-360
End hose length	m	3

Technical data and characteristics subject to modifications without notice