

ZT18JE-V(Li) / ZT21JE-V(Li)

TELESCOPIC BOOM LIFTS

Comply with CE/ANSI/GB Standard

Highlights

- Pure electric power features green, environmental protection and zero emissions
- Parallel four-link and two sections/three-sections telescopic boom, dynamic CG and compact structure
- Brand-new rough terrain chassis provides gradeability of 45% and strong over-obstacle capacity
- Accurate traveling AC system and boom movement AC driving system provides strong power and stable control, with maintenance free motor
- Common design with high reliability and easy to use
- Independent auxiliary power system for safety protection
- Compact design and folded jib, easy to transport

Features

Standard

- Horn
- Proportional control
- All motion alarm
- Flashing beacon
- Self-closing entry gate
- Emergency descent system
- Emergency stop button
- Auto-leveling system
- On-board diagnostic system
- Tilt protection system
- Oscillating axle
- Load sensing system
- 4.3" Led display
- Swing-out engine tray

Accessories & Options

- Platform work light
- Anti-collision device
- AC power to platform





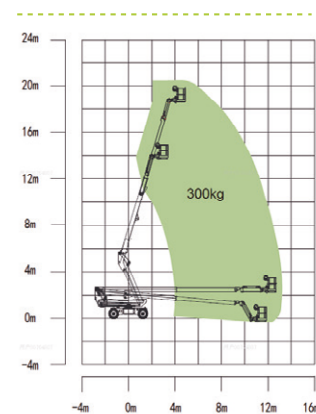
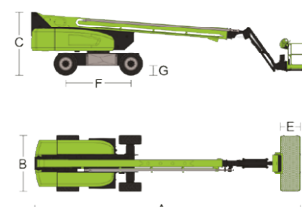
ZT18JE-V(Li) / ZT21JE-V(Li)

TELESCOPIC BOOM LIFTS

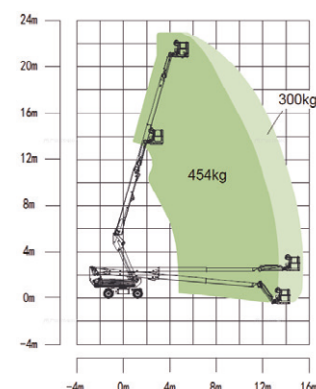
Comply with CE/ANSI/GB Standard

Technical data

Model	ZT18JE-V	ZT18JE-V Li	ZT21JE-V	ZT21JE-V Li
Size				
Work Height	20.60m	20.60m	22.95m	22.95m
Platform Height	18.60m	18.60m	20.95m	20.95m
Horizontal Outreach	13.3m	13.3m	15.5m	15.5m
A - Stowed Length	9.74m (7.6m)	9.74m (7.6m)	9.4m (6.8m)	9.4m (6.8m)
B - Stowed Width	2.28m	2.28m	2.46m	2.46m
C - Stowed Height	2.57m	2.57m	2.7m	2.7m
D - Platform Length	1.83m	1.83m	2.44m	2.44m
E - Platform Width	0.76m	0.76m	0.91m	0.91m
F - Wheelbase	2.52m	2.52m	2.52m	2.52m
Tread	2.28m	2.28m	2.46m	2.46m
G - Ground Clearance	0.33m	0.33m	0.33m	0.33m
Performance				
Platform Capacity (Unrestricted/Restricted)	300kg	300kg	300/454kg	300/454kg
Drive Speed (Stowed)	5.2km/h	5.2km/h	5.2km/h	5.2km/h
Gradeability	45% (24°)	45% (24°)	45% (24°)	45% (24°)
Turning Radius (Inside)	2.69m	2.69m	2.69m	2.69m
Turning Radius (Outside)	5.45m	5.45m	5.45m	5.45m
Turntable Swing	360° continuous	360° continuous	360° continuous	360° continuous
Platform Rotation	±90°	±90°	±90°	±90°
Tail Swing	1.7m	1.7m	1.7m	1.7m
Jib Rotation	135°(-60° ~ 75°)	135°(-60° ~ 75°)	135°(-60° ~ 75°)	135°(-60° ~ 75°)
Max. Wind Speed	12.5m/s	12.5m/s	12.5m/s	12.5m/s
Power				
Battery	48V/440Ah	51.2V/315Ah(Li)	48V/440Ah	51.2V/375Ah(Li)
Charger	48V / 60A	48V / 60A	48V / 60A	48V / 60A
Drive Motor	3.3kW	3.3kW	3.3kW	3.3kW
Lifting Motor	10kW	10kW	10kW	10kW
Auxiliary Power	12V DC	12V DC	12V DC	12V DC
Hydraulic Tank Capacity	75 l	75 l	75 l	75 l
Tire				
Type	Foam-filled tire	Foam-filled tire	Foam-filled tire	Foam-filled tire
Weight				
Gross	8600kg	8600kg	10400kg	10400kg



Range of Motion ZT18JE-V (Li)



Range of Motion ZT21JE-V (Li)